

Knitting Patterns for Wellwood Resource Centre


These patterns are only suggestions.

As long as your piece measures 6 1/2" (17cm) square, feel free to get creative!

Visit www.warmhope.ca for more information

BUMPY SOFT SQUARE

Size 7 knitting needles
A few yards of worsted weight yarn



Cast on 33 sts Knit every row until you have a square.

You can also crochet around this with a single crochet stitch.

SEED SQUARE

Size 7 knitting needles
4 ply worsted weight yarn



Cast on 33 sts.


Row 1: Knit 1, Purl 1, K 1, P 1 across row, end with a knit stitch.

Row 2: Repeat row 1 until you have a 6 1/2" square.

Put together squares in rows of 7 (49") x 9 (63") and then add a double crocheted edge around, which will add another 2" on all sides.

BASKET WEAVE SQUARE

Size 7 knitting needles
Soft, worsted weight yarn



Cast on 32 sts (multiples of 4)

Row 1: Knit 4, Purl 4 across row, ending with P 4.

Row 2-4, repeat row 1.

Row 4-8: P 4, K 4 across row, ending with K 4.

Repeat these 2 sets of rows until you have a square.

DIAGONAL RIB

Size 7 (4.5mm) knitting needles
Soft, worsted weight yarn



Cast on 32 sts (multiples of 4)

Row 1: *k2, p2; rep from *

Row 2: Rep Row 1

Row 3: k1, *p2, k2; rep from *, end p2, k1

Row 4: p1, *k2, p2; rep from *, end k2, p1

Row 5: *p2, k2; rep from *

Row 6: Rep Row 5


Row 7: Rep Row 4

Row 8: Rep Row 3

Repeat Rows 1-8.

DOUBLE MOSS

Size 7 (4.5mm) knitting needles
Soft, worsted weight yarn



Cast on 33 sts (multiples of 3)

Row 1: K1,*P1,K1 repeat from * to end.

Row 2: P1,*K1,P1 repeat from * to end.

Row 3: P1,*K1,P1 repeat from * to end.

Row 4: K1,*P1,K1 repeat from * to end.

CLOSE CHECKS

Size 7 (4.5mm) knitting needles
Soft, worsted weight yarn

Cast on 36 sts (multiples of 6)

Rows 1-4: *p3, k3; rep from *

Rows 5-8: *k3, p3; rep from *